


THE VIRGINIA *Blacksmith*



In this Issue

Pg 3 — The Jackson Blacksmith Shop

Pg 4 — Forging a Flesh Fork

Pg 6 — Shenanigans!

Pg 8 — CVBG News

Pg 10 — CVBG Scholarship Application

Pg 11 — SWVABG News

Pg 13 — Melting Point of Metals

Pg 14 — Blacksmithing at the Smithsonian

Pg 16 — Regional Events

Pg 17 — Virginia Institute of Blacksmithing classes

Pg 18 — News from the Banton-Smith Center

Appendix — ABANA Conference Pictures!

Disclaimer

Blacksmithing is a lot of fun, but comes with inherent dangers. All members, demonstrators, and guests are responsible for using appropriate safety equipment and for using safe working methods. Minors must be accompanied by a parent or responsible adult.

The Southwest Virginia Blacksmith Guild, Central Virginia Blacksmith Guild, their officers, members, demonstrators, guests, hosts, writers, and the editor disclaim responsibility for any damages, injuries, or destruction of property as a result of the use of any information published in this newsletter or demonstrated at workshops, meetings, or conferences.

Every effort is made to insure the accuracy and the safety of information provided, but the use of any material is solely at the user's own risk.

Attendees at organization functions and classes consent to the use of their images in publications, social media and web pages of the Southwest Virginia Blacksmith Guild and/or Central Virginia Blacksmith Guild.

Unless otherwise noted, all content is available for use by nonprofit blacksmithing and metalsmithing groups, provided the source is cited.

On the Cover

Interior of the historic Jackson Blacksmith Shop, a Virginia Historic Landmark, Goochland, VA

Photo Credit: Bruce Manson



Coming Events

Sept 8 - 9 am - 1 pm

CVBG September Meeting
Hollowing Creek Forge
1176 Belsches Rd, Bumpass

Sept 16 - 2 - 4 pm

SWVABG September Meeting
Great Road Craft Guild
1812 Big Spring Dr; Elliston

October 13 - 9 am - 1 pm

CVBG October Meeting
Ron Capps's shop
11800 Old Washington Hwy; Glen Allen

October 20 - Time TBD

CVBG General Membership Meeting
Henrico County Public Library - Varina
1875 New Market Rd., Henrico

October 21 - 2 - 4 pm

SWVABG October Meeting
Great Road Craft Guild
1812 Big Spring Dr; Elliston

The Jackson Blacksmith Shop

Goochland, VA

It doesn't look like much from the outside, not too different from the other barns and farm outbuildings that surround it in rural Goochland. But this small building at the corner of Rt. 522 and Blacksmith Shop Road has borne witness to changes to our nation, our craft, and to the family that calls it home.

Henry Jackson was born into slavery in the 1830s. He came to Goochland after being sold to a county resident; he built the first Jackson shop in the county before the War. After emancipation, he was able to obtain land and put up the 2nd shop about 400 yards from where the current shop stands, near the corner of what is today Rt. 522 and Jackson Shop Rd. This was in 1880. From this shop, Henry Jackson would serve the community, and train his son, Wilson, in the trade.

Wilson Jackson would build his own shop a few miles away. He worked out of this shop, as well as his father's, until moving back close to the present-day shop in 1915.

The shop still standing today was built by George Wilson Jackson, Jr. in 1932. George Jackson was trained by his father and grandfather, and continued to ply the trade out of this shop until the 1970s, when blacksmithing came so very close to dying out. George Wilson Jackson, Jr. was able to see his shop added to the National Register of Historic Places and the Virginia Landmarks Registry before passing on in 1998.

The Jackson Blacksmith Shop is open for tours by appointment during the summer months, and for the annual Jackson Blacksmith Shop event every June. The 16'X24' wooden structure houses many artifacts made by the Jackson smiths,

and the tools they used to make them—including a

172 pound anvil that was in use in Richmond during the great fire in 1865.

For more information about the shop, and Jackson Blacksmith Shop event in June, please visit www.jacksonblacksmithshop.org.



Jeffry Mabry, grandson of George Wilson Jackson, Jr., prepares to lead a tour of his family's blacksmith shop. Though not a smith himself, Jeffry does occasional smithing demonstrations at shop events.



Forging a Flesh Fork

Demonstrated by Bruce Manson

Take a bar of 1/4" x 3/4" stock. Forge a shoulder about 1 1/4" from one end, reducing the width by half. Draw this out to a point; curl a pigtail on the end, then bend the rest of the "shouldered stock" into a loop.



About 3 1/2" - 4" from the loop, neck the stock down to about 3/8" diameter. Draw out a section about 7" - 8" long, maintaining the 3/8" diameter.



Slightly bevel the handle.



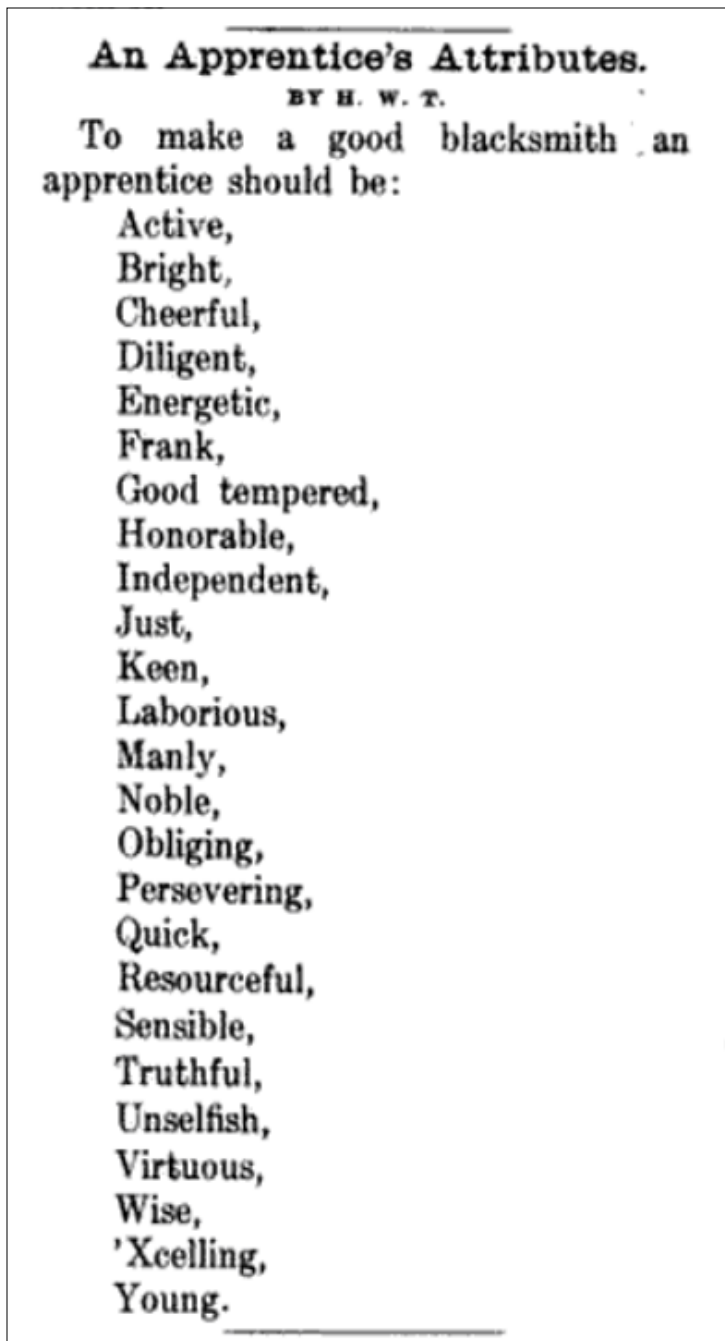
Cut the fork from the parent stock, leaving about 3" of the full width bar to become the tines. About 3/4" from the shaft, punch a hole. Then split the bar from the hole to the end.



Open the tines. Clamp in a vise, and hot file the cut edge of the tines back to square. Take a convenience bend (e.g. bend one tine out of the way), then draw out the tine. Repeat for the other tine. Shape the tines around the horn into a classic fork shape, with a slight S-curve in profile. Finish with edible oil or beeswax.



It all started when Rory “Dirty Smith” May shared this great bit (below) from a 1910 blacksmithing manual



Then, the Shenanigans began!
(names have been masked to protect the...innocent?)

Rowan Good tempered can be a struggle sometimes, and my smushed finger is testament to my recent lack of sensibility, and I'm only manly for a woman lol. Other than that, I've got this! Well, dunno how noble I am, either, truth be told hahaha

Love · Reply · 6w



Jerry You are a pirate. By definition, noble.

Like · Reply · 6w



Rowan Aaaawwww 🤔 Thanks!

Like · Reply · 6w

Write a reply...



Breanne Manly, ha!

Like · Reply · 6w

Jerry Well, it IS from 1910. They had a hard time admitting that there were women in the trade then....

Like · Reply · 6w



Breanne Okay, I'll give them that one

Like · Reply · 6w

John Cheerful? Good tempered? Obliging?

I'm fairly sure the person who wrote this either, a, never met a smith, or, b, wrote this as satire.

Like · Reply · 6w



Jerry What are you trying to say?

Like · Reply · 6w

John I've met a number of smiths...

Like · Reply · 6w

Rowan Heh heh I try to be all of the above, but the good-tempered-tails get in the way sometimes.

Like · Reply · 6w



Jerry We do need an exception to prove the rule

Like · Reply · 6w

Rowan : Happy to oblige! (eh? eh? *chortle*)

Haha · Reply · 6w



John Yesh. Yall are going to make me feel bad


Like · Reply · 6w

Jerry Well that's not very cheerful John

Like · Reply · 6w

John My temper is only good when it comes to steel... you know this.

Like · Reply · 6w







Central Virginia Blacksmith Guild

Celebrating 20 years! - 1998 - 2018

1600 Valley Rd., Richmond

cvbgboard@gmail.com

2018 Board of Directors

President

Julian Cook III

814-769-9464

Vice President

Julian Cook, Jr.

Treasurer

Bruce Manson

Secretary

Tom Chenoweth

Communications Director

Bob Pennington

Librarian

Dory Goth

Meetings


2nd Saturday of the month - 9 am - 1 pm

In the News

Many thanks to those CVBG members who volunteered and worked to make the ABANA conference successful: Dan & Judy Boone, Ron Capps, Tom & Barbara Cersley, Tom Chenoweth, Van Cobbs, Julian Cook, Matthew Hanvey, Jim Hotinger, Bob Lathrop, Bruce & Marti Manson, Tom Pendleton, Bob Pennington, Hunter Perkinson, George & Karen Smart, Nick Vaughan, and John Elliott, Conference Co-Chairman.

On October 20, we will have a general membership meeting to discuss the future of the Guild. This will take place at the Henrico County Public Library's Varina branch. Please come be part of this crucial discussion shaping our future.

Tom Latane, ABANA 2018



Nick Vaughan, ABANA 2018 Gallery

CVBG on the web

www.cvbg.org • facebook.com/cvblacksmith/ • pinterest.com/cvblacksmith/ • zazzle.com/cvbgstore

September CVBG Meeting at Hollowing Creek Forge

Directions to 1176 Belsches Rd., Bumpass

From Richmond:

- I-295 N to Exit 49-A, Rt 33 W towards Montpelier.
Stay on 33 for 14 miles. Turn right on State Rt 715, just past the Montpelier Center for the Arts
- Go 2.9 miles, turn left onto State Rt 631
- Go 1.1 miles, turn right onto State Rt 680
- Go 3.4 miles, turn left to stay on 680
- Go 1/2 mile, turn left onto State Rt. 618
- Go 2.5 miles, turn right at 1176 Belsches Rd. Follow the driveway until the end.

October CVBG Meeting at Ron Capps' shop

Directions to 11800 Old Washington Hwy, Glen Allen

From Richmond:

- I-295 to the Woodman Road, exit 45A
- Take Woodman Road north to where it ends. Turn left onto Greenwood Rd.
- Go 1.6 miles, turn right onto Old Washington Hwy
- Ron's place is 1/4 mile on the left

October CVBG General Membership Meeting

Directions to Henrico County Public Library - Varina

- I-295 to VA-5W, exit 22B
- Merge on VA-5W
- Go 2 1/2 miles. Library will be on the left.

CVBG Scholarship Application – 2019

Each year, CVBG awards a scholarship of up to \$500 to a member to be used for a blacksmithing or related class, or to attend a blacksmithing conference or seminar. The scholarship must be used within 1 year of its being awarded; in certain circumstances this deadline may be extended. Scholarship recipients agree to demonstrate what they've learned at a CVBG meeting within a year of their class, and to write an article about the class for the newsletter. Scholarship winners will also head up next year's scholarship committee. One scholarship will be awarded at the December 2018 meeting.

Eligible applicants are members in good standing with the Guild who have attended several meetings within the last year. If you meet these requirements and would like to apply, please complete the application below and **MAIL** to:

CVBG
2390 Yarnell Road
Henrico, VA 23231
ATTN: Scholarship

Name:

Phone:

Email:

Years in the Guild:

How will you use the scholarship?

Southwest Virginia Blacksmith Guild

swvabg@gmail.com

Serving Roanoke, Bedford, Blacksburg, Christiansburg, and all of southwestern Virginia

2018 Board of Directors

President

Joshua Langfitt

Vice President

Eric Collins

Treasurer

Henry Bryant

Secretaries

Gabrielle Judy and Matt Heffernan

Meetings

3rd Sunday of the month - 2 - 4 pm

Meetings are held at either:

Great Road Craft Guild

1812 Big Spring Dr.

Elliston, VA 24087

Or

Historic Smithfield Plantation

1000 Smithfield Plantation Rd.

Blacksburg, VA 24060

(completely surrounded by the Virginia Tech campus)

**Find us on
Facebook!**



Henry at the 2018 ABANA Conference in
Richmond



Eric Collin's Forge
Welding Demo at
Smithfield
July 2018

Photo Credit: Gabrielle Judy

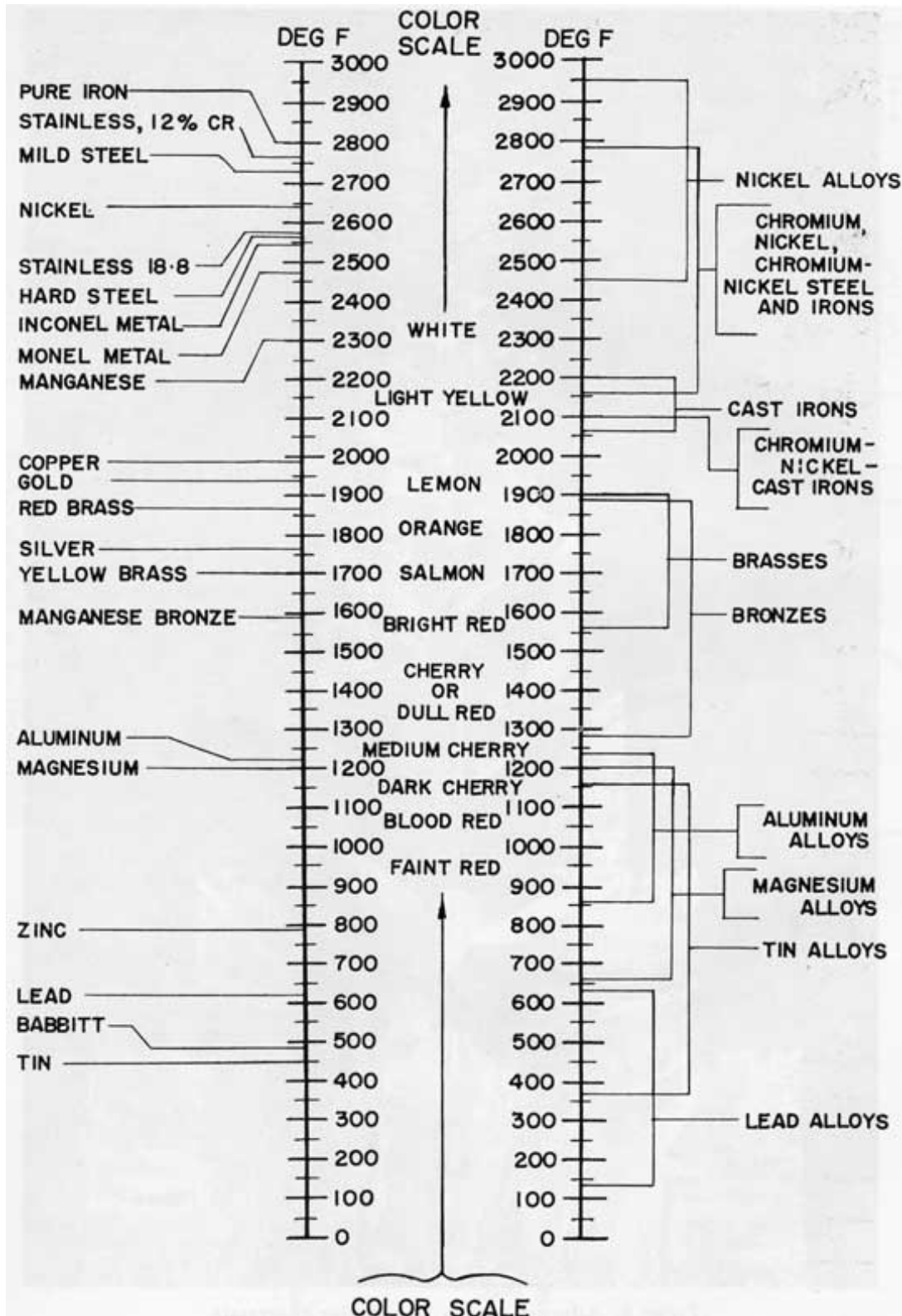


Melting Point of Metals

This chart is reprinted from the **Foundry Manual**, Department of the Navy, Bureau of Ships, Washington 25, DC (1958), Chapter 1, Page 9.

The entire manual may be viewed at:

<http://www.hnsa.org/resources/manuals-documents/single-topic/foundry-manual/>



Blacksmithing at the Smithsonian

Each summer, the Smithsonian Institution in Washington, DC highlights different cultures from around the world during their Folklife Festival on the National Mall. The 2018 Festival included artisans from Armenia and Catalonia.* Blacksmiths from both regions were featured prominently in their pavilions.

Armenian Blacksmiths



The blacksmith is the only person whom the Devil is afraid of.—Armenian saying

Overheard at the festival: When tempering, some smiths in Armenia use water as a quenching medium. Some smiths follow an old tradition of mixing pomegranate juice with the water, though the reason for it was simply stated as “legend”




Blacksmiths Garik Papoyan and Hovhannes Mnoyan working in the Armenian pavilion at the 2018 Smithsonian Folklife Festival. They demonstrated various smalls, but for the most part focused on forging parts for a fence and gate. Their tent showcased a life-sized iron sculpture of a woman (above and below,) forged by them.



Catalon Blacksmith

Blacksmith Enric Pla Montferrer joined forces with basketmaker Joan Farré I Oliver to create Portals Between Cultures at the 2018 folklife festival, in the Catalonian pavilion.

Enric is from Alpens, where they host a biannual blacksmithing conference that attracts up to 700 forjadors.



*Catalonia is a region near the border of France and Spain. Its best known city is Barcelona. Catalonia declared independence in October 2017; however, the Spanish government doesn't recognize this, and considers Catalonia to be a semi-autonomous region of Spain.

Regional Blacksmithing Events!

SOFA QuadState 2018

Sept. 21—23

Miami County Fairgrounds

Troy, Ohio

<https://sofablacksmiths.org/event/quadstate-2018/>

Gathering of the Blacksmiths

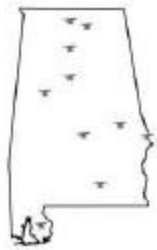
Demonstrator: Peter Ross

Saturday, Sept. 29 9am - 10pm

Southampton County Fairgrounds

26458 New Market

Courtland, VA



Alabama Forge Council



Proudly Presents The
33rd Annual AFC Blacksmithing Conference

September 6th 7th 8th & 9th 2018

Tannehill State Park
McCalla, AL

Featured Demonstrators

Terry Sheridan

With

Justin Brown

Family Activities

Show & Tell

Beginners Classes

Iron Art Auction

Iron-In-The-Hat and tool box drawing

Tailgate Sale Tables (In designated sale area only)

Field Day of the Past

Sept 21—23

Rockville, VA

www.fielddayofthepast.net

ABANA Conference 2020



June 3—6, 2020

Saratoga, NY

RVA Makerfest

A Celebration in the Making

Saturday, Oct. 6 10 - 5

Science Museum of Virginia

Richmond, VA

<http://rvamakerfest.com/>



VIRGINIA INSTITUTE OF BLACKSMITHING

200 W. 12th St., Waynesboro, VA 434-960-9718 vablacksmithing.org

Oct 13—14 — Fireplace Tools

Learn how to create a fire poker and shovel that will last for generations. A great way to start your journey into the art of blacksmithing, this course is for the novice through the intermediate smith. If you wanted to start working on projects at home that require blacksmithing skills, this technique driven class is the one to take because not only will you leave with many techniques, but two useful tools!

Oct 20—21 — Blacksmith's Knife

Learn to forge a knife in this two day, blacksmithing centered, knife making class! The first day, you will start on the forge and anvil where you'll be shown how to shape a knife blank with the hammer and anvil. The second day will be spent shaping and honing the knife blank on knife grinders into a sharpened tool. You will be provided with oak handle scales and copper pins to complete your knife. The goal is for you to leave with a finished, working knife. *This is NOT an ABS class!*

Oct 27—28 — Build a Hatchet

Build your own hatchet! This course will cover forge welding, lamination, mechanical joining, and tool making. A handle will be provided so students can leave with a complete tool. This course is suitable for the ambitious novice or the experienced beginner.

Nov 10—11 — Hardware—Door Pull, Hinge, Drop Latch

Nov 17—18 — Blacksmith's Knife

Dec 8—9 — Build a Hatchet

Dec 15—16 — Blacksmith's Knife

Dec 29 —30—Build a Spear

Make a spear head. This is a beginning level course suitable for the novice and up. There will be a lot of hot forge work in this class. A dowel will be provided for each spear head.

Visit vablacksmithing.org for more information!

Banton-Smith Center for Blacksmith & Metal Arts
1600 Valley Road, Richmond

New events are added all the time! For more information on these or any other Banton-Smith Center events, visit facebook.com/BantonSmithCenter, or contact Jerry at bantonsmith.center@gmail.com or 540.872.3729

Wish List

Thinking about downsizing, or upgrading? The Banton-Smith Center is the perfect place to give your old tools new life. We gladly accept donations and loans of tools and equipment in good working order. Here's a few specific things we're looking for:

- Treadle Hammer
- Porta-band
- Press
- Plasma Cutter
- 2 X 72 Belt Grinder
- Gas Saver for Oxy-Acetylene torch
- Tongs. We always need tongs. ALWAYS.
- 4" or 4 1/2" angle grinders
- Variable speed buffer
- Anvils
- Forges

Thanks for thinking of us!



Cathy Vaughn's forge, built during a Guild forge building workshop at the Banton-Smith Center

THE FARMERS' KIT OF BLACKSMITHS' TOOLS, \$25.00.
FOR THE FARMER, STOCKMAN, PLANTER AND MECHANIC.

COMPLETE FOR \$25.00

THE ANVIL. We furnish an anvil with steel face, accurately ground and tempered. Weight, 55 pounds. The face of this anvil is one solid piece of English tool steel, thoroughly welded to body of anvil by a patent process. The horn is covered with, and its extremity made entirely of cast steel.

ALL TOOLS furnished with this outfit are strictly first class, and are suitable for any small blacksmith's or farmer's use. You can compare this set with anything else in the market, for there's nothing offered like it.

THE VISE. We furnish a wrought iron solid box and screw blacksmith vise, with steel jaws, weighing 25 pounds.


THE FORCE. There have been many cheap kits of blacksmiths' tools sold, but never before has anyone offered a kit of standard, reliable tools. Read the description of each article.

THE DRILL. We furnish a lever forge having hearth 18 inches in diameter. It is furnished with 6-inch fan. The gear is the simplest, strongest and best ever put on a forge. Only a slight movement of the lever produces the strongest blast.

THE SET OF STOCKS AND DIES. Cuts 1/8 to 3/16-inch 22 threads to the inch, with six taps and three sets of dies. The hot cutter and cold cutter are 14-inch cut. The handle fits anvil. The tongs are 30 inches long. The pliers 14 inches long. The farrier's knife is the celebrated Wootenholm make. The hand hammer weighs 2 pounds without the handle. The farrier's hammer weighs 14 ounces without the handle. The buttress is 2-inch cut. The drills—We furnish 7 drills to fit drill; one each size, 1/8, 1/4, 3/8, 1/2, 5/8, 3/4 and 7/8 inches.

No. 347997
Our price for complete outfit as above illustrated . . .
\$25.00

CVBG Membership Application

Name:	H#	M#
Street:	Email:	
City:	State:	ZIP:
Are you willing to host a CVBG gathering? Yes____ No____		ABANA Member
Are you willing to demonstrate for a CVBG gathering? Yes____ No____		Yes____ No ____
Suggestions for CVBG demonstrations: _____ _____		
Are you a: Professional____ Hobbyist____ Just interested____ Other _____		
Central Virginia Blacksmith Guild Liability Release Form I, the undersigned, realizing the potential hazards involved in the craft of blacksmithing, will not hold the Central Virginia Blacksmith Guild, it's officers, demonstrator(s), or host(s) responsible in the event of any accident or injury incurred during an association function or at any time a sponsored activity concerning blacksmithing or metalworking is occurring. I am aware of the requirement to wear safety glasses during association demonstrations and will do so. I am aware also of the possibility of hearing damage due to the nature of the craft and accept the responsibility of taking the necessary steps to protect my hearing. It will be my responsibility to inform any family member or guest that I may bring to a demonstration of these potential dangers and advise them of all necessary precautions.		
Signature _____		Date _____
RETURN COMPLETED FORM TO- CVBG Karen Smart 2705 Buckhorn Hills Maidens, VA 23102		
DUES= \$25		

SWVABG Membership Application

Name:	Home#	Cell#:
Street:	Email:	
City:	State:	Zip:
Southwest Virginia Blacksmith Guild Liability Release Form I, the undersigned, realizing the potential hazards involved in the craft of blacksmithing, will not hold the Southwest Virginia Blacksmith Guild, it's officers, demonstrator(s), or host(s) responsible in the event of any accident or injury incurred during an association function or at any time a sponsored activity concerning blacksmithing or metalworking is occurring. I am aware of the requirement to wear safety glasses during association demonstrations and will do so. I am aware also of the possibility of hearing damage due to the nature of the craft and accept the responsibility of taking the necessary steps to protect my hearing. It will be my responsibility to inform any family member or guest that I may bring to a demonstration of these potential dangers and advise them of all necessary precautions.		
Signature _____		Date _____
RETURN COMPLETED FORM TO- SWVABG 6585 Stoneskeep Lane Elliston, VA 24087		DUES= \$5 make check payable to Henry Bryant

Marketplace

YESTERYEAR FORGE

www.yesteryearforge.com



Blacksmithsupply
com



Fort Vause Outfitters
Anvils & Swages

The Virginia Blacksmith is a joint publication of the Central Virginia Blacksmith Guild and the Southwest Virginia Blacksmith Guild.

Editor: Jerry Veneziano


Assoc. Editor: Erin Mitchell

The Virginia Blacksmith
858 Old Apple Grove Rd.
Mineral, VA 23117

ABANA 2018 CONFERENCE

Select photos from the gallery and conference.

Photo credits: Bruce Manson, Henry Bryant, ABANA



Ted Banning



Ted Banning




Julian Cook, III



Hunter Perkinson





Nick Vaughan



Nick Vaughan



Ring Project





Ellen Durkan



Artist Unknown



Artist Unknown








Gallery Flux Show — New Art from and Old Craft

Photo Credit: Jerry Veneziano



Mark Morrow





Marsha Trattner




Taylor Adams





Fred Crist





Rachel David



Ryan Calloway



Rachel David



Mike Edelman






Dmitri Volkov

Jim Archambault

Fred Crist





John Dittmeier

Anne Bujold



Daniel Widolff




Fred Crist





Taylor Adams

Jim Archambault



Karine Maynard

Dave MacDonald



Ben Thompson



Ryan Calloway



Craig Kaviar



Kristen Krievin



Monica Coyne



John Dittmeier

CVBG Gallery Show at Art Works!

Photo Credit: Julian Cook III




Hunter Perkinson



Hunter Perkinson




Julian Cook III



Julian Cook III




Ted Banning



Ted Banning



Julian Cook III



Nick Vaughan (left), Tom Chenoweth



Nick Vaughan



Jerry Veneziano